


Private Facility Plant List


Legend


Planting Zone A - Treatment Area- standing or flowing water/nearly constant saturation; anaerobic soils

Planting Zone A/B - Upper Treatment Area/Midslope - moist, periodically saturated; anaerobic and/or aerobic soils.

Planting Zone B - Upper Slope- dry and infrequent inundation/saturation, if any; aerobic soils

 **SUN = (at least 6 hours of direct sun)**

 **PART = (3 - 6 hours of sun each day)**

 **SHADE = (less than 3 hours of direct sun)**

*** Note: Trees will not be allowed in stormwater facilities that are in tracts or easements less than 30 feet wide.**

Private Facility Plant List

Plant Name	Proposed Facility Type							Characteristics			
	Vegetated Swale	LIDA Swale/Rain Garden	Infiltration/Flow Through Planter	Extended Dry Basin	Constructed Water Quality Wetland	Vegetated Filter Strip	Green Roof	NW Native	Preferred Light	Potential Height	Planting Zone
Botanic name, Common name											
Sedums and Succulents											
<i>Delosperma</i> ssp., Ice Plant							X	N	SUN	4"	C
<i>Malephora crocea</i> var. <i>purpureo crocea</i> 'Tequila Sunrise', Coppery Mesemb							X	N	SUN	10"	C
<i>Sedum</i> Autumn Joy							X	N	SUN	24"	C
<i>Sedum acre</i> , Biting Stonecrop							X	N	SUN	2"	C
<i>Sedum album</i> , White Stonecrop							X	N	SUN	3"	C
<i>Sedum divergens</i> , Pacific Stonecrop							X	N	SUN	3"	C
<i>Sedum hispanicum</i> , Spanish Stonecrop							X	N	SUN	3"	C
<i>Sedum kamschaticum</i> , Kirin- so							X	N	SUN	6"	C
<i>Sedum oreganum</i> , Oregon Stonecrop							X	Y	SUN PART SHADE	4"	C
<i>Sedum sexangular</i> , Tasteless Stonecrop							X	N	SUN	4"	C
<i>Sedum spathulifolium</i> , Stonecrop							X	Y	SUN	4"	C
<i>Sedum spurium</i> , Two-row Stonecrop							X	N	SUN PART SHADE	6"	C
<i>Sempervivum tectorum</i> , Hens and Chicks							X	N	SUN	6"	C
Herbaceous Plants											
<i>Achillea millefolium</i> , Common Yarrow							X	N	SUN	36"	C
<i>Achillea tomentosa</i> , Woolly Yarrow							X	N	SUN	8"	C
<i>Arenaria montana</i> , Sandwort							X	N	SUN	4"	C
<i>Artemisia</i> 'Silver Mound', Artemesia							X	N	SUN	12"	C
<i>Aurinia saxatilis</i> , 'Compacta'							X	N	SUN	6"	C
<i>Blechnum spicant</i> , Deer Fern		X				X		Y	PART SHADE SHADE	24"	B
<i>Camassia leichtlinii</i> , Camas Lily		X	X			X		Y	SUN PART SHADE	24"	A
<i>Camassia quamash</i> , Common Camas		X	X			X		Y	SUN PART SHADE	24"	A/B
<i>Castilleja foliosa</i> , Indian Paintbrush							X	Y	SUN	10"	C
<i>Carex densa</i> , Dense Sedge	X	X	X	X	X	X		Y	SUN PART SHADE	24"	A
<i>Carex obnupta</i> , Slough Sedge	X	X	X	X	X	X		Y	SUN PART SHADE	4'	A
<i>Carex stipata</i> , Sawbeak Sedge	X	X	X	X	X	X		Y	SUN PART SHADE	20"	A
<i>Carex vesicaria</i> , Inflated Sedge	X	X	X	X	X	X		Y	SUN PART SHADE	36"	A
<i>Carex vulpinoidea</i> , Fox Sedge	X	X	X		X	X		Y	SUN PART SHADE	24"	A

Private Facility Plant List (continued)

Plant Name	Proposed Facility Type							Characteristics			
	Vegetated Swale	LIDA Swale/Rain Garden	Infiltration/Flow Through Planter	Extended Dry Basin	Constructed Water Quality Wetland	Vegetated Filter Strip	Green Roof	NW Native	Preferred Light	Potential Height	Planting Zone
Botanic name, Common name											
<i>Deschampsia cespitosa</i> , Tufted Hair Grass		X	X			X		Y	SUN PART SHADE	36"	A/B
<i>Dianthus ssp.</i>							X	N	SUN PART SHADE	12"	C
<i>Erigeron discoideus</i> , Fleabane							X	N	SUN PART SHADE	12"	C
<i>Festuca glauca</i> , Blue Fescue							X	Y	SUN PART SHADE	12"	C
<i>Fragaria chiloensis</i> , Coastal Strawberry							X	Y	SUN PART SHADE	10"	C
<i>Gaillardia aristata</i> , Birds-eye gilia							X	N	SUN PART SHADE	20"	C
<i>Gazania linearis 'CO Gold'</i> , Gazania							X	N	SUN	6"	C
<i>Gilia capitata</i> , Blue Thimble Flower							X	Y	SUN	12"	C
<i>Hebe 'Autumn Glory'</i> , Hebe		X				X		N	SUN PART SHADE	14"	B
<i>Iris douglasiana</i> , Douglas Iris		X				X		Y	SUN	18"	A/B
<i>Iris tenax</i> , Oregon Iris		X				X		Y	SUN	18"	A/B
<i>Juncus balticus</i> , Baltic Rush			X		X			Y	SUN PART SHADE	20"	A
<i>Juncus effusus var. pacificus</i> , Soft rush	X	X	X	X	X	X		Y	SUN PART SHADE	36"	A
<i>Juncus ensifolius</i> , Dagger-leaf Rush	X	X	X	X	X	X		Y	SUN PART SHADE	10"	A
<i>Juncus patens</i> , Spreading Rush	X	X	X	X	X	X		Y	SUN PART SHADE	36"	A
<i>Juncus tenuis</i> , Slender Rush	X	X	X	X	X	X		Y	SUN PART SHADE	36"	A
<i>Koeleria macrantha</i> , June Grass							X	N	SUN PART SHADE	24"	C
<i>Linaria reticulata</i> , Purplenet Toadflax							X	N	SUN	20"	C
<i>Lobularia maritima</i> , Sweet Alyssum							X	N	SUN	12"	C
<i>Polypodium glycyrrhiza</i> , Licorice Fern							X	Y	SUN PART SHADE	12"	C
<i>Polystichum munitum</i> , Sword Fern							X	Y	SUN PART SHADE	24"	C
<i>Potentilla nepalensis</i> , Nepal Cinquefoil							X	N	SUN PART SHADE	14"	C
<i>Potentilla neumanniana</i> , Cinquefoil							X	N	SUN	14"	C
<i>Scirpus mcrocarpus</i> , Small Fruited Bulrush	X			X	X	X		Y	SUN PART SHADE	24"	A
<i>Symphotrichum subspicatum</i> , Douglas' Aster	X	X	X	X	X	X		Y	SUN	36"	B
<i>Thymus serpyllum</i> , Creeping Thyme							X	N	SUN	3"	C
<i>Veronica liwanensis</i> , Speedwell							X	N	SUN PART SHADE	2"	C
Large Shrubs and Small Trees*											
<i>Acer circinatum</i> , Vine Maple	X			X	X	X		Y	SUN PART SHADE	15'	B
<i>Amelanchier alnifolia</i> , Western Serviceberry	X			X	X	X		Y	SUN	20'	B

Private Facility Plant List (continued)

Plant Name	Proposed Facility Type							Characteristics			
	Vegetated Swale	LIDA Swale/Rain Garden	Infiltration/Flow Through Planter	Extended Dry Basin	Constructed Water Quality Wetland	Vegetated Filter Strip	Green Roof	NW Native	Preferred Light	Potential Height	Planting Zone
Botanic name, Common name											
<i>Ceanothus sanguineus</i> , Oregon Redstem Ceanothus	X			X	X	X		Y	SUN PART SHADE	7'	B
<i>Cornus sericea</i> , Red-twig Dogwood	X			X	X	X		Y	SUN PART SHADE	20'	A/B
<i>Physocarpus capitatus</i> , Pacific Ninebark	X			X	X	X		Y	SUN PART SHADE	10'	A/B
<i>Ribes sanguineum</i> , Red-Flowering Current	X			X	X	X	X	Y	SUN	8'	B/D
<i>Rosa pisocarpa</i> , Cluster Rose	X			X	X			Y	SUN PART SHADE	8'	A/B
<i>Rubus parviflorus</i> , Thimbleberry	X			X	X	X		Y	SUN PART SHADE	8'	B
<i>Rubus spectabilis</i> , Salmonberry	X			X	X	X		Y	SUN PART SHADE	10'	A/B
<i>Sambucus cerulea</i> , Blue Elderberry	X			X	X	X		Y	SUN PART SHADE	10'	B
<i>Sambucus racemosa</i> , Red Elderberry	X			X	X	X		Y	SUN PART SHADE	10'	B
Small Shrubs											
<i>Amalanchier alnifolia</i> , Saskatoon Serviceberry							X	Y	SUN	20"	D
<i>Berberis thunbergii</i> , Japanese Barberry							X	N	SUN	4'	D
<i>Spiraea douglasii</i> , Douglas Spiraea	X	X	X	X	X	X		Y	SUN PART SHADE	6'	A/B
<i>Holodiscus discolor</i> , Oceanspray	X	X		X	X	X		Y	SUN	6'	B
<i>Lavandula angustifolia</i> 'Hidcote', Dwarf English Lavander							X	N	SUN	30"	D
<i>Lonicera involucrata</i> , Black Twinberry	X	X		X	X	X		Y	SUN PART SHADE	5'	B
<i>Viburnum edule</i> , Highbush Cranberry	X	X	X	X	X	X		Y	PART SHADE SHADE	6'	A/B
<i>Oemleria cerasiformis</i> , Indian Plum	X	X		X	X	X		Y	PART SHADE SHADE	6'	B
<i>Philadelphus lewisii</i> , Wild Mock Orange	X	X		X	X	X		Y	SUN	6'	B
<i>Ceanothus velutinus</i> , Snowbrush	X	X		X		X		Y	SUN	4'	B
<i>Cornus sericea</i> 'Kelseyii', Kelsey Dogwood	X	X		X	X	X		N	SUN PART SHADE	24"	B
<i>Gaultheria shallon</i> , Salal	X	X		X		X	X	Y	PART SHADE SHADE	24"	B/D
<i>Mahonia aquifolium</i> , Oregon Grape	X	X		X	X	X	X	Y	SUN PART SHADE	5'	B/D
<i>Mahonia nervosa</i> , Dull Oregon Grape	X	X		X	X	X	X	Y	PART SHADE SHADE	24"	B/D
<i>Mahonia repens</i> , Creeping Oregon Grape							X	Y	SUN PART SHADE	12"	D
<i>Paxistima myrsinites</i> , Oregon Box Leaf	X	X		X		X		Y	PART SHADE SHADE	3'	B
<i>Symphoricarpos alba</i> , Common Snowberry	X	X		X	X	X		Y	SUN PART SHADE SHADE	6'	B
<i>Symphoricarpos mollis</i> , Creeping Snowberry							X	Y	SUN PART SHADE	18"	D
<i>Thymus vulgaris</i> , Common Thyme							X	N	SUN PART SHADE	12"	D

Private Facility Plant List (continued)

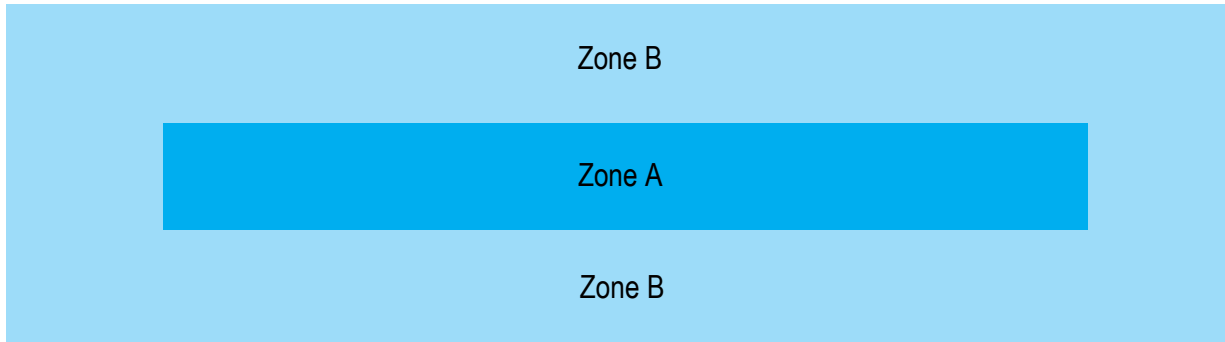
Plant Name	Proposed Facility Type							Characteristics			
	Vegetated Swale	LIDA Swale/Rain Garden	Infiltration/Flow Through Planter	Extended Dry Basin	Constructed Water Quality Wetland	Vegetated Filter Strip	Green Roof	NW Native	Preferred Light	Potential Height	Planting Zone
<i>Botanic name, Common name</i>											
Groundcovers											
<i>Arctostaphylos uva-ursi</i> , Kinnickinnick		X		X				Y	SUN	6"	B
<i>Fragaria chiloensis</i> , Coastal Strawberry	X			X	X	X	X	Y	SUN PART SHADE	6"	B
<i>Fragaria vesca</i> , Woodland Strawberry	X			X	X	X		Y	SUN PART SHADE	10"	B
<i>Fragaria virginiana</i> , Wild Strawberry	X			X	X	X	X	Y	SUN PART SHADE	10"	B/C
<i>Helictotrichon sempervirens</i> , Blue Oat Grass				X		X		N	SUN	24"	B
<i>Mahonia repens</i> Creeping Oregon Grape		X		X		X		Y	SHADE	12"	B
Trees **											
<i>Abies grandis</i> , Grand Fir	X			X	X			Y	SUN PART SHADE	150'	B
<i>Acer macrophyllum</i> , Big Leaf Maple	X			X	X			Y	SUN PART SHADE	60'	B
<i>Alnus rubra</i> , Red Alder	X			X	X			Y	SUN	80'	A/B
<i>Crataegus douglasii</i> , Black Hawthorn	X			X	X	X		Y	SUN	40'	A/B
<i>Malus fusca</i> , Pacific Crabapple	X			X	X	X		Y	SUN PART SHADE	30'	A/B
<i>Populus tremuloides</i> , Quaking Aspen	X			X	X	X		Y	SUN	40'	A/B
<i>Prunus emarginata var. mollis</i> , Bitter Cherry	X			X	X	X		Y	SUN	50'	A/B
<i>Pseudotsuga menziesii</i> , Douglas Fir	X			X	X			Y	SUN PART SHADE	200'	B
<i>Quercus garryana</i> , Oregon White Oak	X			X	X			Y	SUN	100'	B
<i>Rhamnus purshiana</i> , Cascara	X			X	X	X		Y	SUN	30'	A/B
<i>Thuja plicata</i> , Western Red Cedar	X			X	X			Y	SUN PART SHADE SHADE	150'	A/B
<i>Tsuga heterophylla</i> , Western Hemlock	X			X	X			Y	SUN PART SHADE	125'	A/B
<i>Salix scouleriana</i> , Scouler's willow	X			X	X			Y	SUN	30'	B
<i>Tsuga mertensiana</i> , Mountain Hemlock	X			X	X			Y	SUN PART SHADE	125'	B

Planting Templates

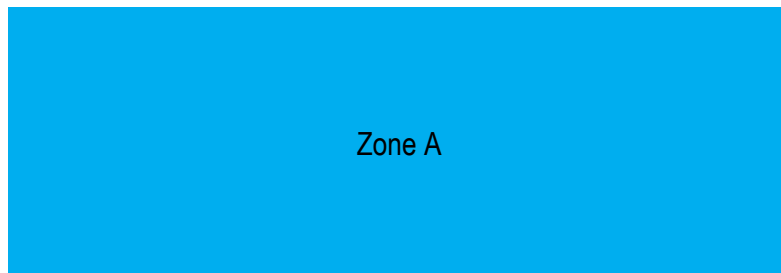
Zone A: Area of the facility defined as the bottom of the facility to the designed high water mark. This area has moist to wet soils and plants located here shall be tolerant of mild inundation.

Zone B: Area of the facility defined as the side slopes from the designed high water line up to the edge of the facility. This area typically has dryer to moist soils, with the moist soils being located further down the side slopes. Plants here should be drought tolerant and help stabilize the slopes.

Swale Planting Zones



Planter Planting Zones



Basin Planting Zones

