








Porous Pavement Operation and Maintenance Plan

Annual inspections are required. It is recommended that the facility is inspected on a monthly basis to ensure proper function. The plan below describes inspection and maintenance activities, and may be used as an inspection log. Contact the design engineer, Clean Water Services or City representative for more information.

Identified Problem	Condition to Check for	Maintenance Activity	Maintenance Timing	Task Complete Comments
Surface is Clogged	Water infiltrates unevenly across surface or ponds in low areas	Recommend vacuum sweep at least twice per year; if pavement surface has become significantly clogged use low pressure washer to restore permeability; do not use surfactants	 SUMMER  FALL	
Cracked or moving edge constraints; cracked or settled pavement	Cracked or moving edge constraints; cracked or settled pavement that affects overall performance of stormwater structural components	Repair all cracks, settlement or other defects that affect performance of structural components. Refer to manufacturers' specifications	As Needed	
Leaf, soil deposition on surface	Leaf litter that could affect stormwater infiltration through pavement. Look for soil washout from adjacent planted areas	Sweep leaf litter and sediment to prevent surface clogging and ponding. Planted areas adjacent to porous pavement should be well maintained to prevent soil washout onto the pavement.	 FALL  WINTER During leaf season. As needed	
Excessive weeds	Weeds cover 10% of the surface area	Remove weeds by hand, or use an herbicide approved for use around sensitive areas; refer to Clean Water Services Integrated Pest Management Plan for appropriate control methods, including proper use of chemical treatment	 SPRING  SUMMER  FALL During the growing season	
Settling of pavers or lack of aggregate around pavers	Filter medium between pavers reduced. Aggregate loss in pavers from settling and power washing	Reset pavers and replace pore space with aggregate from original design	As Needed	
Visual evidence of trash, debris or dumping	Any debris or trash that could clog the surface	Remove trash or debris and vacuum sweep area if necessary	As Needed	