

Appendix Planting Templates and Plant Lists

77 Planting Zones

79 PUBLIC Facility Plant Lists Only

83 PRIVATE Facility Plant Lists Only

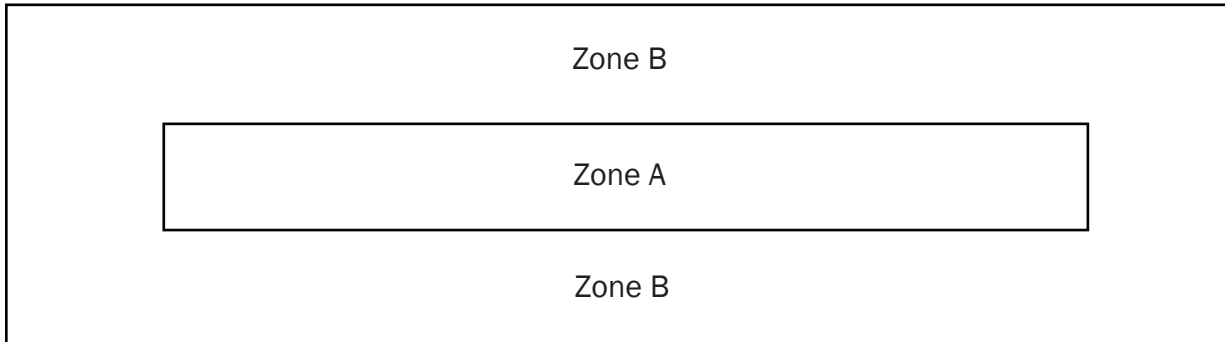
Appendix Planting Templates and Plant Lists

Zone A: Area of the facility defined as the bottom of the facility to the designed high water mark. This area has moist to wet soils and plants located here shall be tolerant of mild inundation.

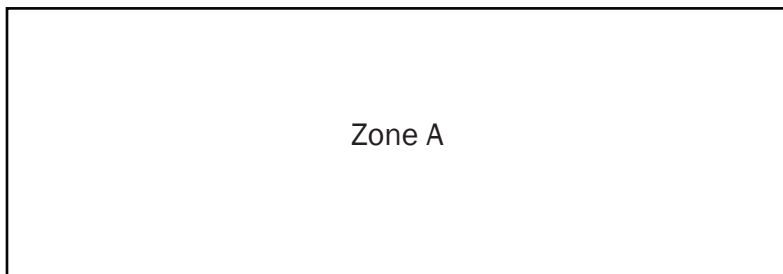
Zone B: Area of the facility defined as the side slopes from the designed high water line up to the edge of the facility. This area typically has dryer to moist soils, with the moist soils being located further down the side slopes. Plants here should be drought tolerant and help stabilize the slopes.

Swale Planting Zones

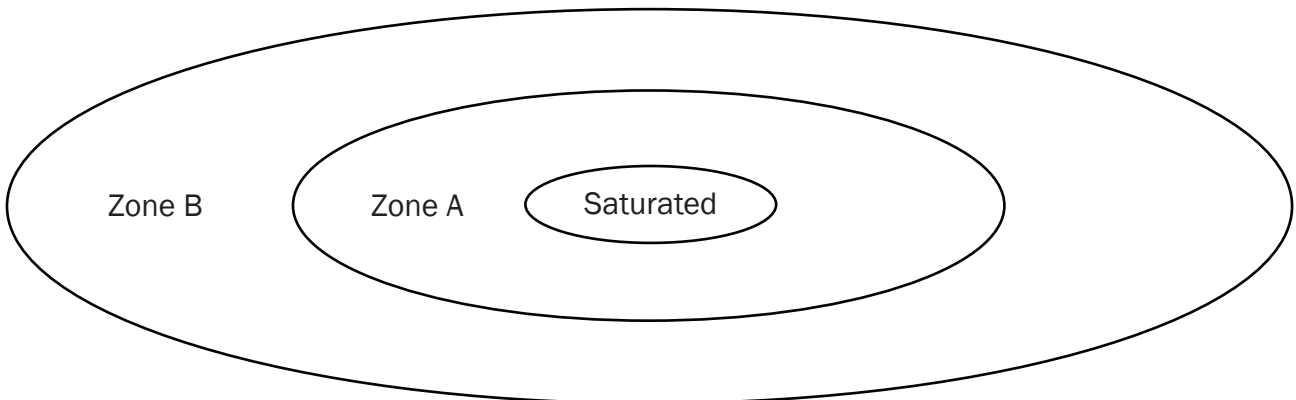
Swale Planting Zones



Planter Planting Zones

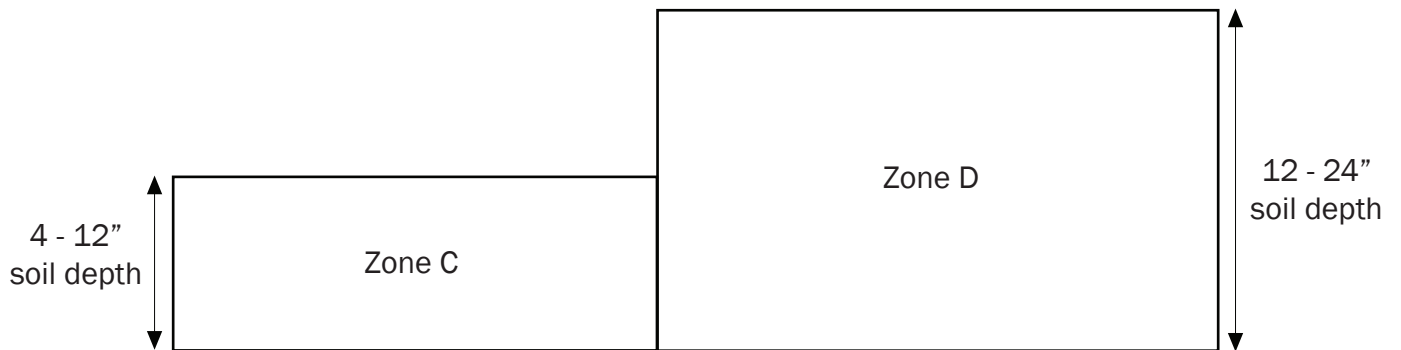


Basin Planting Zones



Appendix Planting Templates and Plant Lists (continued)

Ecoroof Planting Zones



PUBLIC and PRIVATE Facility Plant Lists

Legend


Planting Zone A - Treatment Area- standing or flowing water/nearly constant saturation; anaerobic soils


Planting Zone A/B - Upper Treatment Area/Midslope - moist, periodically saturated; anaerobic and/or aerobic soils.


Planting Zone B - Upper Slope- dry and infrequent inundation/saturation, if any; aerobic soils

Planting Zone C - Green Roof Only- 4-12" soil depth

Planting Zone D - Green Roof Only - 12"-24" soil depth

 **SUN** = (at least 6 hours of direct sun)

 **PART SHADE** = (3 - 6 hours of sun each day)

 **SHADE** = (less than 3 hours of direct sun)

* Note: Large Shrubs and Small Trees will not be allowed in street side swales

** Note: Trees will not be allowed in stormwater facilities that are in tracts or easements less than 30 feet wide.

Seed Mix

Low Grow Seed Mix for Veg Swale, Extended Dry Basin, Veg Filter Strip.
Dwarf Tall Fescue 40%, Dwarf Perennial Rye 30%, Creeping Red Fescue 25%, Colonial Bent Grass 5%. Apply at a rate of 120 pounds/acre

Public Facility Plant List

| Plant Name | Proposed Facility Type | | | | | | | Characteristics | | |
|---|------------------------|------------------------|-----------------------------------|--------------------|-----------------------------------|------------------------|-----------|-----------------|------------------|---------------|
| | Vegetated Swale | LIDA Swale/Rain Garden | Infiltration/Flow Through Planter | Extended Dry Basin | Constructed Water Quality Wetland | Vegetated Filter Strip | NW Native | Preferred Light | Potential Height | Planting Zone |
| Botanic name, Common name | | | | | | | | | | |
| Herbaceous Plants | | | | | | | | | | |
| <i>Camassia leichtlinii</i> , Camas Lily | | | | | X | X | Y | SUN PART SHADE | 24" | A |
| <i>Camassia quamash</i> , Common Camas | | | | | X | X | Y | SUN PART SHADE | 24" | A/B |
| <i>Carex densa</i> , Dense Sedge | X | X | X | X | X | X | Y | SUN PART SHADE | 24" | A |
| <i>Carex obnupta</i> , Slough Sedge | X | X | X | X | X | X | Y | SUN PART SHADE | 4" | A |
| <i>Carex stipata</i> , Sawbeak Sedge | X | X | X | X | X | X | Y | SUN PART SHADE | 20" | A |
| <i>Carex vesicaria</i> , Inflated Sedge | X | X | X | X | X | X | Y | SUN PART SHADE | 36" | A |
| <i>Carex vulpinoidea</i> , Fox Sedge | X | X | X | | X | X | Y | SUN PART SHADE | 24" | A |
| <i>Deschampsia cespitosa</i> , Tufted Hair Grass | | | | | X | X | Y | SUN PART SHADE | 36" | A/B |
| <i>Hebe 'Autumn Glory'</i> , Hebe | | | | | | X | N | SUN PART SHADE | 14" | B |
| <i>Iris douglasiana</i> , Douglas Iris | | | | X | X | X | Y | SUN | 18" | B |
| <i>Iris tenax</i> , Oregon Iris | | | | X | X | X | Y | SUN | 18" | B |
| <i>Juncus balticus</i> , Baltic Rush | | | X | | X | | Y | SUN PART SHADE | 20" | A |
| <i>Juncus effusus</i> var. <i>pacificus</i> , Soft rush | X | X | X | X | X | X | Y | SUN PART SHADE | 36" | A |
| <i>Juncus ensifolius</i> , Dagger-leaf Rush | X | X | X | X | X | X | Y | SUN PART SHADE | 10" | A |
| <i>Juncus patens</i> , Spreading Rush | X | X | X | X | X | X | Y | SUN PART SHADE | 36" | A |
| <i>Juncus tenuis</i> , Slender Rush | X | X | X | X | X | X | Y | SUN PART SHADE | 36" | A |
| <i>Scirpus microrcarpus</i> , Small Fruited Bulrush | X | | | X | X | X | Y | SUN PART SHADE | 24" | A |
| <i>Symphotrichum subspicatum</i> , Douglas' Aster | | | | | X | X | Y | SUN | 36" | B |
| Large Shrubs and Small Trees* | | | | | | | | | | |
| <i>Acer circinatum</i> , Vine Maple | X | | | X | X | | Y | SUN PART SHADE | 15' | B |
| <i>Amelanchier alnifolia</i> , Western Serviceberry | X | | | X | X | X | Y | SUN | 20' | B |
| <i>Ceanothus sanguineus</i> , Oregon Redstem Ceanothus | X | | | X | X | X | Y | SUN PART SHADE | 7' | B |
| <i>Cornus sericea</i> , Red-twig Dogwood | | | | X | X | X | Y | SUN PART SHADE | 20' | A/B |
| <i>Physocarpus capitatus</i> , Pacific Ninebark | X | | | X | X | X | Y | SUN PART SHADE | 10' | A/B |
| <i>Ribes sanguineum</i> , Red-Flowering Current | X | | | X | X | X | Y | SUN | 8' | B |
| <i>Rosa pisocarpa</i> , Cluster Rose | | | | X | X | | Y | SUN PART SHADE | 8' | A/B |
| <i>Rubus parviflorus</i> , Thimbleberry | X | | | X | X | X | Y | SUN PART SHADE | 8' | B |
| <i>Rubus spectabilis</i> , Salmonberry | X | | | X | X | X | Y | PART SHADE | 10' | A |
| <i>Sambucus cerulea</i> , Blue Elderberry | X | | | X | X | X | Y | SUN PART SHADE | 10' | B |

Public Facility Plant List (continued)

| Plant Name | Proposed Facility Type | | | | | | | Characteristics | | |
|--|------------------------|------------------------|-----------------------------------|--------------------|-----------------------------------|------------------------|-----------|-----------------------------|------------------|---------------|
| | Vegetated Swale | LIDA Swale/Rain Garden | Infiltration/Flow Through Planter | Extended Dry Basin | Constructed Water Quality Wetland | Vegetated Filter Strip | NW Native | Preferred Light | Potential Height | Planting Zone |
| Botanic name, Common name | | | | | | | | | | |
| <i>Sambucus racemosa</i> , Red Elderberry | X | | | X | X | X | Y | ☀️ SUN ☾ PART SHADE | 10' | B |
| Small Shrubs | | | | | | | | | | |
| <i>Spiraea douglasii</i> , Douglas Spiraea | X | X | X | X | X | X | Y | ☀️ SUN ☾ PART SHADE | 6' | A/B |
| <i>Viburnum edule</i> , Highbush Cranberry | X | | X | X | X | | Y | ☀️ SUN ☾ PART SHADE | 6' | A/B |
| <i>Holodiscus discolor</i> , Oceanspray | X | | | X | X | | Y | ☀️ SUN | 6' | B |
| <i>Oemleria cerasiformis</i> , Indian Plum | X | | | X | X | | Y | ● SHADE | 6' | B |
| <i>Philadelphu lewisii</i> , Wild Mock Orange | X | | | X | X | | Y | ☀️ SUN ☾ PART SHADE | 6' | B |
| <i>Lonicera involucrata</i> , Black Twinberry | X | | | X | X | | Y | ☀️ SUN ☾ PART SHADE | 5' | B |
| <i>Ceanothus velutinus</i> , Snowbrush | X | X | | X | X | X | Y | ☀️ SUN ☾ PART SHADE | 4' | B |
| <i>Cornus sericea 'Kelseyii'</i> , Kelsey Dogwood | X | X | | X | X | X | N | ☀️ SUN ☾ PART SHADE | 24" | B |
| <i>Gaultheria shallon</i> , Salal | | X | | | | X | Y | ☾ PART SHADE ● SHADE | 24" | B |
| <i>Mahonia aquifolium</i> , Oregon Grape | X | X | | X | X | X | Y | ☀️ SUN | 5' | B |
| <i>Mahonia nervosa</i> , Dull Oregon Grape | X | X | | X | X | X | Y | ☾ PART SHADE ● SHADE | 24" | B |
| <i>Paxistima myrsinites</i> , Oregon Box Leaf | X | X | | X | | X | Y | ☾ PART SHADE ● SHADE | 3' | B |
| <i>Symphoricarpos alba</i> , Common Snowberry | X | X | | X | X | X | Y | ☀️ SUN ☾ PART SHADE ● SHADE | 6' | B |
| Groundcovers | | | | | | | | | | |
| <i>Arctostaphylos uva-ursi</i> , Kinnickinnick | | X | | | | | Y | ☀️ SUN | 6" | B |
| <i>Fragaria chiloensis</i> , Coastal Strawberry | X | | | | X | X | Y | ☀️ SUN ☾ PART SHADE | 6" | B |
| <i>Fragaria vesca</i> , Woodland Strawberry | | | | | | | Y | ☀️ SUN ☾ PART SHADE | 10" | B |
| <i>Fragaria virginiana</i> , Wild Strawberry | | | | | | | Y | ☀️ SUN ☾ PART SHADE | 10" | B |
| <i>Helictotrichon sempervirens</i> , Blue Oat Grass | | | | | | X | N | ☀️ SUN | 24" | B |
| <i>Mahonia repens</i> , Creeping Oregon Grape | X | X | | | | X | Y | ● SHADE | 12" | B |
| Trees ** | | | | | | | | | | |
| <i>Abies grandis</i> , Grand Fir | X | | | X | X | | Y | ☀️ SUN ☾ PART SHADE | 150' | B |
| <i>Acer macrophyllum</i> , Big Leaf Maple | | | | | | | Y | ☀️ SUN ☾ PART SHADE | 60' | B |
| <i>Alnus rubra</i> , Red Alder | | | | | | | Y | ☀️ SUN | 80' | A/B |
| <i>Crataegus douglasii</i> , Black Hawthorn | X | | | X | X | | Y | ☀️ SUN | 40' | A/B |
| <i>Malus fusca</i> , Pacific Crabapple | X | | | X | X | | Y | ☀️ SUN ☾ PART SHADE | 30' | A/B |
| <i>Populus tremuloides</i> , Quaking Aspen | X | | | X | X | | Y | ☀️ SUN | 40' | A/B |
| <i>Prunus emarginata var. mollis</i> , Bitter Cherry | X | | | X | X | | Y | ☀️ SUN | 50' | A/B |

Public Facility Plant List (continued)

| Plant Name | Proposed Facility Type | | | | | | | Characteristics | | |
|---|------------------------|------------------------|-----------------------------------|--------------------|-----------------------------------|------------------------|-----------|-----------------|------------------|---------------|
| | Vegetated Swale | LIDA Swale/Rain Garden | Infiltration/Flow Through Planter | Extended Dry Basin | Constructed Water Quality Wetland | Vegetated Filter Strip | NW Native | Preferred Light | Potential Height | Planting Zone |
| Botanic name, Common name | | | | | | | | | | |
| <i>Pseudotsuga menziesii</i> , Douglas Fir | X | | | X | X | | Y | SUN PART SHADE | 200' | B |
| <i>Quercus garryana</i> , Oregon White Oak | X | | | X | X | | Y | SUN | 100' | B |
| <i>Rhamnus purshiana</i> , Cascara | X | | | X | X | | Y | SUN | 30' | A/B |
| <i>Thuja plicata</i> , Western Red Cedar | X | | | X | X | | Y | | 150' | A/B |
| <i>Tsuga heterophylla</i> , Western Hemlock | X | | | X | X | | Y | SUN PART SHADE | 125' | A/B |
| <i>Salix scouleriana</i> , Scouler's willow | X | | | X | X | | Y | SUN | 30' | B |
| <i>Tsuga mertensiana</i> , Mountain Hemlock | X | | | X | X | | Y | SUN PART SHADE | 125' | B |

Private Facility Plant List

| Plant Name | Proposed Facility Type | | | | | | | Characteristics | | | |
|--|------------------------|------------------------|-----------------------------------|--------------------|-----------------------------------|------------------------|------------|------------------|-----------------|------------------|---------------|
| | Vegetated Swale | LIDA Swale/Rain Garden | Infiltration/Flow Through Planter | Extended Dry Basin | Constructed Water Quality Wetland | Vegetated Filter Strip | Green Roof | NW Native | Preferred Light | Potential Height | Planting Zone |
| Botanic name, Common name | | | | | | | | | | | |
| Sedums and Succulents | | | | | | | | | | | |
| <i>Delosperma</i> spp., Ice Plant | | | | | | X | N | SUN | 4" | C | |
| <i>Malephora crocea</i> var. <i>purpureo crocea</i> 'Tequila Sunrise', Coppery Mesemb | | | | | | X | N | SUN | 10" | C | |
| <i>Sedum</i> Autumn Joy | | | | | | X | N | SUN | 24" | C | |
| <i>Sedum acre</i> , Biting Stonecrop | | | | | | X | N | SUN | 2" | C | |
| <i>Sedum album</i> , White Stonecrop | | | | | | X | N | SUN | 3" | C | |
| <i>Sedum divergens</i> , Pacific Stonecrop | | | | | | X | N | SUN | 3" | C | |
| <i>Sedum hispanicum</i> , Spanish Stonecrop | | | | | | X | N | SUN | 3" | C | |
| <i>Sedum kamtschaticum</i> , Kirin- so | | | | | | X | N | SUN | 6" | C | |
| <i>Sedum oreganum</i> , Oregon Stonecrop | | | | | | X | Y | SUN PART SHADE | 4" | C | |
| <i>Sedum sexangular</i> , Tasteless Stonecrop | | | | | | X | N | SUN | 4" | C | |
| <i>Sedum spathulifolium</i> , Stonecrop | | | | | | X | Y | SUN | 4" | C | |
| <i>Sedum spurium</i> , Two-row Stonecrop | | | | | | X | N | SUN PART SHADE | 6" | C | |
| <i>Sempervivum tectorum</i> , Hens and Chicks | | | | | | X | N | SUN | 6" | C | |
| Herbaceous Plants | | | | | | | | | | | |
| <i>Achillea millefolium</i> , Common Yarrow | | | | | | X | N | SUN | 36" | C | |
| <i>Achillea tomentosa</i> , Woolly Yarrow | | | | | | X | N | SUN | 8" | C | |
| <i>Arenaria montana</i> , Sandwort | | | | | | X | N | SUN | 4" | C | |
| <i>Artemisia 'Silver Mound'</i> , Artemisia | | | | | | X | N | SUN | 12" | C | |
| <i>Aurinia saxatilis</i> , 'Compacta' | | | | | | X | N | SUN | 6" | C | |
| <i>Blechnum spicant</i> , Deer Fern | X | | | | X | | Y | PART SHADE SHADE | 24" | B | |
| <i>Camassia leichtlinii</i> , Camas Lily | X | X | | | X | | Y | SUN PART SHADE | 24" | A | |
| <i>Camassia quamash</i> , Common Camas | X | X | | | X | | Y | SUN PART SHADE | 24" | A/B | |
| <i>Castilleja foliosa</i> , Indian Paintbrush | | | | | | X | Y | SUN | 10" | C | |
| <i>Carex densa</i> , Dense Sedge | X | X | X | X | X | X | Y | SUN PART SHADE | 24" | A | |
| <i>Carex obnupta</i> , Slough Sedge | X | X | X | X | X | X | Y | SUN PART SHADE | 4' | A | |
| <i>Carex stipata</i> , Sawbeak Sedge | X | X | X | X | X | X | Y | SUN PART SHADE | 20" | A | |
| <i>Carex vesicaria</i> , Inflated Sedge | X | X | X | X | X | X | Y | SUN PART SHADE | 36" | A | |
| <i>Carex vulpinoidea</i> , Fox Sedge | X | X | X | | X | X | Y | SUN PART SHADE | 24" | A | |

Private Facility Plant List (continued)

| Plant Name | Proposed Facility Type | | | | | | | Characteristics | | | |
|--|------------------------|------------------------|-----------------------------------|--------------------|-----------------------------------|------------------------|------------|-----------------|-----------------|------------------|---------------|
| | Vegetated Swale | LIDA Swale/Rain Garden | Infiltration/Flow Through Planter | Extended Dry Basin | Constructed Water Quality Wetland | Vegetated Filter Strip | Green Roof | NW Native | Preferred Light | Potential Height | Planting Zone |
| Botanic name, Common name | | | | | | | | | | | |
| <i>Deschampsia cespitosa</i> , Tufted Hair Grass | | X | X | | | X | | Y | SUN PART SHADE | 36" | A/B |
| <i>Dianthus ssp.</i> | | | | | | | X | N | SUN PART SHADE | 12" | C |
| <i>Erigeron discoideus</i> , Fleabane | | | | | | | X | N | SUN PART SHADE | 12" | C |
| <i>Festuca glauca</i> , Blue Fescue | | | | | | | X | Y | SUN PART SHADE | 12" | C |
| <i>Fragaria chiloensis</i> , Coastal Strawberry | | | | | | | X | Y | SUN PART SHADE | 10" | C |
| <i>Gaillardia aristata</i> , Birds-eye gilia | | | | | | | X | N | SUN PART SHADE | 20" | C |
| <i>Gazania linearis 'CO Gold'</i> , Gazania | | | | | | | X | N | SUN | 6" | C |
| <i>Gilia capitata</i> , Blue Thimble Flower | | | | | | | X | Y | SUN | 12" | C |
| <i>Hebe 'Autumn Glory'</i> , Hebe | X | | | | | X | | N | SUN PART SHADE | 14" | B |
| <i>Iris douglasiana</i> , Douglas Iris | X | | | | | X | | Y | SUN | 18" | A/B |
| <i>Iris tenax</i> , Oregon Iris | X | | | | | X | | Y | SUN | 18" | A/B |
| <i>Juncus balticus</i> , Baltic Rush | | | X | | X | | | Y | SUN PART SHADE | 20" | A |
| <i>Juncus effusus var. pacificus</i> , Soft rush | X | X | X | X | X | X | | Y | SUN PART SHADE | 36" | A |
| <i>Juncus ensifolius</i> , Dagger-leaf Rush | X | X | X | X | X | X | | Y | SUN PART SHADE | 10" | A |
| <i>Juncus patens</i> , Spreading Rush | X | X | X | X | X | X | | Y | SUN PART SHADE | 36" | A |
| <i>Juncus tenuis</i> , Slender Rush | X | X | X | X | X | X | | Y | SUN PART SHADE | 36" | A |
| <i>Koeleria macrantha</i> , June Grass | | | | | | | X | N | SUN PART SHADE | 24" | C |
| <i>Linaria reticulata</i> , Purplenet Toadflax | | | | | | | X | N | SUN | 20" | C |
| <i>Lobularia maritima</i> , Sweet Alyssum | | | | | | | X | N | SUN | 12" | C |
| <i>Polypodium glycyrrhiza</i> , Licorice Fern | | | | | | | X | Y | SUN PART SHADE | 12" | C |
| <i>Polystichum munitum</i> , Sword Fern | | | | | | | X | Y | SUN PART SHADE | 24" | C |
| <i>Potentilla nepalensis</i> , Nepal Cinquefoil | | | | | | | X | N | SUN PART SHADE | 14" | C |
| <i>Potentilla neumanniana</i> , Cinquefoil | | | | | | | X | N | SUN | 14" | C |
| <i>Scirpus microrocarpus</i> , Small Fruited Bulrush | X | | | X | X | X | | Y | SUN PART SHADE | 24" | A |
| <i>Symphotrichum subspicatum</i> , Douglas' Aster | X | X | X | X | X | X | | Y | SUN | 36" | B |
| <i>Thymus serpyllum</i> , Creeping Thyme | | | | | | | X | N | SUN | 3" | C |
| <i>Veronica liwanensis</i> , Speedwell | | | | | | | X | N | SUN PART SHADE | 2" | C |
| Large Shrubs and Small Trees* | | | | | | | | | | | |
| <i>Acer circinatum</i> , Vine Maple | X | | | X | X | X | | Y | SUN PART SHADE | 15' | B |
| <i>Amelanchier alnifolia</i> , Western Serviceberry | X | | | X | X | X | | Y | SUN | 20' | B |

Private Facility Plant List (continued)

| Plant Name | Proposed Facility Type | | | | | | | Characteristics | | | |
|---|------------------------|------------------------|-----------------------------------|--------------------|-----------------------------------|------------------------|------------|-----------------|------------------------|------------------|---------------|
| | Vegetated Swale | LIDA Swale/Rain Garden | Infiltration/Flow Through Planter | Extended Dry Basin | Constructed Water Quality Wetland | Vegetated Filter Strip | Green Roof | NW Native | Preferred Light | Potential Height | Planting Zone |
| Botanic name, Common name | | | | | | | | | | | |
| <i>Ceanothus sanguineus</i> , Oregon Redstem Ceanothus | X | | | X | X | X | | Y | SUN PART SHADE | 7' | B |
| <i>Cornus sericea</i> , Red-twig Dogwood | X | | | X | X | X | | Y | SUN PART SHADE | 20' | A/B |
| <i>Physocarpus capitatus</i> , Pacific Ninebark | X | | | X | X | X | | Y | SUN PART SHADE | 10' | A/B |
| <i>Ribes sanguineum</i> , Red-Flowering Current | X | | | X | X | X | X | Y | SUN | 8' | B/D |
| <i>Rosa pisocarpa</i> , Cluster Rose | X | | | X | X | | | Y | SUN PART SHADE | 8' | A/B |
| <i>Rubus parviflorus</i> , Thimbleberry | X | | | X | X | X | | Y | SUN PART SHADE | 8' | B |
| <i>Rubus spectabilis</i> , Salmonberry | X | | | X | X | X | | Y | SUN PART SHADE | 10' | A/B |
| <i>Sambucus cerulea</i> , Blue Elderberry | X | | | X | X | X | | Y | SUN PART SHADE | 10' | B |
| <i>Sambucus racemosa</i> , Red Elderberry | X | | | X | X | X | | Y | SUN PART SHADE | 10' | B |
| Small Shrubs | | | | | | | | | | | |
| <i>Amalanchier alnifolia</i> , Saskatoon Serviceberry | | | | | | | X | Y | SUN | 20" | D |
| <i>Berberis thunbergii</i> , Japanese Barberry | | | | | | | X | N | SUN | 4' | D |
| <i>Spiraea douglasii</i> , Douglas Spiraea | X | X | X | X | X | X | | Y | SUN PART SHADE | 6' | A/B |
| <i>Holodiscus discolor</i> , Oceanspray | X | X | | X | X | X | | Y | SUN | 6' | B |
| <i>Lavandula angustifolia</i> 'Hidcote', Dwarf English Lavander | | | | | | | X | N | SUN | 30" | D |
| <i>Lonicera involucrata</i> , Black Twinberry | X | X | | X | X | X | | Y | SUN PART SHADE | 5' | B |
| <i>Viburnum edule</i> , Highbush Cranberry | X | X | X | X | X | X | | Y | PART SHADE SHADE | 6' | A/B |
| <i>Oemleria cerasiformis</i> , Indian Plum | X | X | | X | X | X | | Y | PART SHADE SHADE | 6' | B |
| <i>Philadelphus lewisii</i> , Wild Mock Orange | X | X | | X | X | X | | Y | SUN | 6' | B |
| <i>Ceanothus velutinus</i> , Snowbrush | X | X | | X | | X | | Y | SUN | 4' | B |
| <i>Cornus sericea</i> 'Kelseyii', Kelsey Dogwood | X | X | | X | X | X | | N | SUN PART SHADE | 24" | B |
| <i>Gaultheria shallon</i> , Salal | X | X | | X | | X | X | Y | PART SHADE SHADE | 24" | B/D |
| <i>Mahonia aquifolium</i> , Oregon Grape | X | X | | X | X | X | X | Y | SUN PART SHADE | 5' | B/D |
| <i>Mahonia nervosa</i> , Dull Oregon Grape | X | X | | X | X | X | X | Y | PART SHADE SHADE | 24" | B/D |
| <i>Mahonia repens</i> , Creeping Oregon Grape | | | | | | | X | Y | SUN PART SHADE | 12" | D |
| <i>Paxistima myrsinites</i> , Oregon Box Leaf | X | X | | X | | X | | Y | PART SHADE SHADE | 3' | B |
| <i>Symphoricarpos alba</i> , Common Snowberry | X | X | | X | X | X | | Y | SUN PART SHADE SHADE | 6' | B |
| <i>Symphoricarpos mollis</i> , Creeping Snowberry | | | | | | | X | Y | SUN PART SHADE | 18" | D |
| <i>Thymus vulgaris</i> , Common Thyme | | | | | | | X | N | SUN PART SHADE | 12" | D |

Private Facility Plant List (continued)

| Plant Name | Proposed Facility Type | | | | | | | Characteristics | | | |
|--|------------------------|------------------------|-----------------------------------|--------------------|-----------------------------------|------------------------|------------|-----------------|------------------------|------------------|---------------|
| | Vegetated Swale | LIDA Swale/Rain Garden | Infiltration/Flow Through Planter | Extended Dry Basin | Constructed Water Quality Wetland | Vegetated Filter Strip | Green Roof | NW Native | Preferred Light | Potential Height | Planting Zone |
| Botanic name, Common name | | | | | | | | | | | |
| Groundcovers | | | | | | | | | | | |
| <i>Arctostaphylos uva-ursi</i> , Kinnickinnick | | X | X | | | | | Y | SUN | 6" | B |
| <i>Fragaria chiloensis</i> , Coastal Strawberry | X | | X | X | X | X | | Y | SUN PART SHADE | 6" | B |
| <i>Fragaria vesca</i> , Woodland Strawberry | X | | X | X | X | | | Y | SUN PART SHADE | 10" | B |
| <i>Fragaria virginiana</i> , Wild Strawberry | X | | X | X | X | X | | Y | SUN PART SHADE | 10" | B/C |
| <i>Helictotrichon sempervirens</i> , Blue Oat Grass | | | X | | X | | | N | SUN | 24" | B |
| <i>Mahonia repens</i> Creeping Oregon Grape | | X | X | | X | | | Y | SHADE | 12" | B |
| Trees ** | | | | | | | | | | | |
| <i>Abies grandis</i> , Grand Fir | X | | X | X | | | | Y | SUN PART SHADE | 150' | B |
| <i>Acer macrophyllum</i> , Big Leaf Maple | X | | X | X | | | | Y | SUN PART SHADE | 60' | B |
| <i>Alnus rubra</i> , Red Alder | X | | X | X | | | | Y | SUN | 80' | A/B |
| <i>Crataegus douglasii</i> , Black Hawthorn | X | | X | X | X | | | Y | SUN | 40' | A/B |
| <i>Malus fusca</i> , Pacific Crabapple | X | | X | X | X | | | Y | SUN PART SHADE | 30' | A/B |
| <i>Populus tremuloides</i> , Quaking Aspen | X | | X | X | X | | | Y | SUN | 40' | A/B |
| <i>Prunus emarginata var. mollis</i> , Bitter Cherry | X | | X | X | X | | | Y | SUN | 50' | A/B |
| <i>Pseudotsuga menziesii</i> , Douglas Fir | X | | X | X | | | | Y | SUN PART SHADE | 200' | B |
| <i>Quercus garryana</i> , Oregon White Oak | X | | X | X | | | | Y | SUN | 100' | B |
| <i>Rhamnus purshiana</i> , Cascara | X | | X | X | X | | | Y | SUN | 30' | A/B |
| <i>Thuja plicata</i> , Western Red Cedar | X | | X | X | | | | Y | SUN PART SHADE SHADE | 150' | A/B |
| <i>Tsuga heterophylla</i> , Western Hemlock | X | | X | X | | | | Y | SUN PART SHADE | 125' | A/B |
| <i>Salix scouleriana</i> , Scouler's willow | X | | X | X | | | | Y | SUN | 30' | B |
| <i>Tsuga mertensiana</i> , Mountain Hemlock | X | | X | X | | | | Y | SUN PART SHADE | 125' | B |